

Module

Personalised customer reference on order

Documentation

Version 1.0



Date 19.11.15

Summary

Presentation	3
Functionalities	3
Module installation	4
Module setup	5
Support	5
Your feedback matters	5

Presentation

This module lets your client add a personalised reference during order

Lets your client find and track more efficiently an order based on its reference

Functionalities

This module adds an optional field on the order summary page.

Additional field can take numbers, letters and special characters. The maximum length for this field is 250 characters.

The reference entered by the client will be displayed on :

- His/her order history page
- On the **invoice**

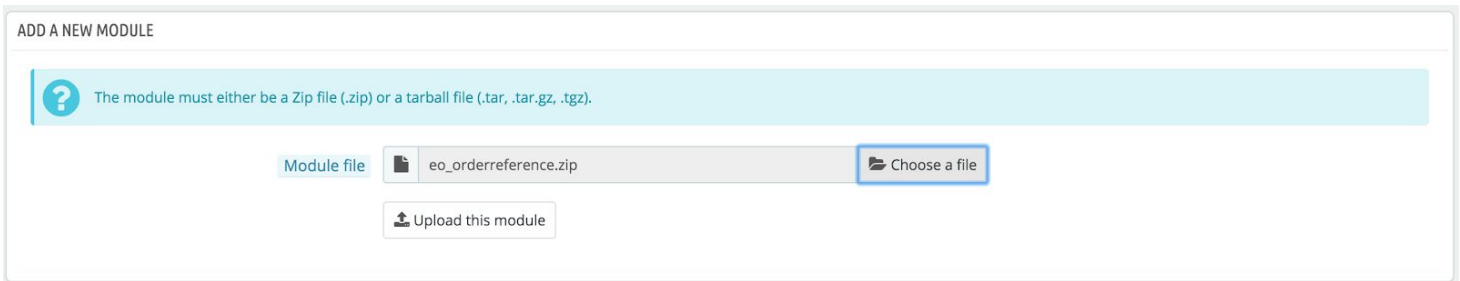
In the back-office, the reference is available :

- In a extra column on the **order list page**
- In a specific block on the **order page**
- On the **delivery slip**

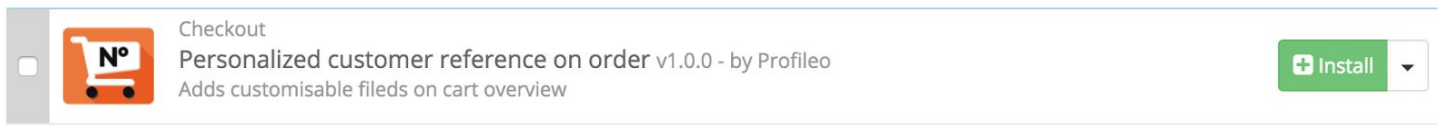
Module installation

Automatic installation

1. In the modules section of the backoffice, click on « Add a new module »,
2. Select the zipped file of the downloaded module,

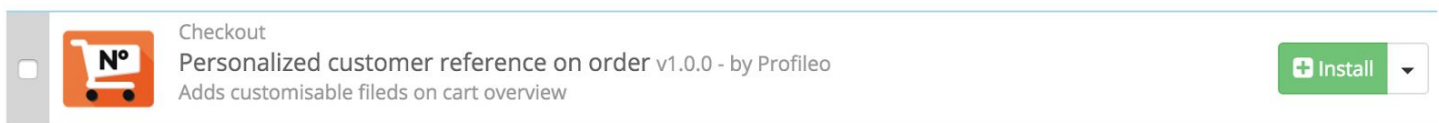


3. Then click on « upload this module »,
4. After the upload, install the module « Personalised customer reference on order ».



Manual installation

1. Copy **unzipped** folder “eo_orderreference” into the /modules folder of your Prestashop store. Use a Filezilla type software for your file transfers (download and documentation at: <https://filezilla-project.org/>)
2. Go to the “modules” section of your backoffice
3. Look for the module in the “Price and discount” section and then click “install”



Module Setup


You can setup different display options

By default, all options are disabled.

⚙ CONFIGURATION

Display on invoice OUI NON

Display on deliverryslip OUI NON

 Enregistrer

- **Display on invoice** : add customer reference on invoice
- **Display on deliverryslip** : add customer reference on deliverryslip

To activate an option, set the switch to “YES” and click “Save”

Support

Our team is here to help you in case of issue with the module. For any support need, please use the dedicated form in your Prestashop addons account. This will help our team to link your request with your order on the addons site.

Your feedback matters

We care about your feedback, as we are constantly looking for ways to improve our products. Please share your feedback on :

<http://addons.prestashop.com/en/ratings.php>